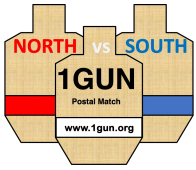


**2024 1GUN  
North vs South  
Postal Match  
Match Book**



2024 1GUN North vs South Shootout

# OUR SPONSORS



# HEALY™

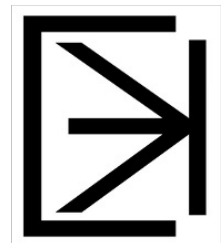
America's Firearm Provider™



STAN  CHEN



[MATCHGRADEBRASS.COM](http://MATCHGRADEBRASS.COM)



Calculated Kinetics

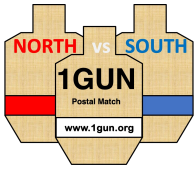


**PHOKUS**  
RESEARCH GROUP



HUNTERS **HD**  
GOLD 

They **CHANGE** so you don't have to.™



# 2024 1GUN North vs South Shootout Multi-State Postal Match

## Match Premise

1GUN is announcing the first of many postal matches. These matches are designed to enable the everyday competitor to find out where they stack up among the other 1GUNners, without leaving the comfort of your home range.

## The 2024 1GUN North vs South Shootout Match

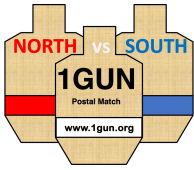
The 2024 1GUN North vs South Shootout, was not only designed to see how the competitor stacks up, but also how their club, and region stacks up. So, make sure to bring your best 1GUN game, because you will be shooting for bragging rights for yourself, your club, and your region.

## Match Details

The match will run the month of June and be open to everyone, but only 1GUN members as of June 30, will be eligible for awards. So be sure to become a 1GUN member at 1GUN.org by June 30. We are currently working with potential sponsors for prizes. The match consists of four stages (around 18 rounds per stage) designed and provided by 1GUN. 1GUN will also make the match book available by the end of May. Local 1GUN clubs simply need to setup and run the stages at their 1GUN club. Clubs can elect to either host all four stages in a single match or simply include one or more stages into their current matches as long as all four stages are completed during the month of June. Since we have indoor and outdoor 1GUN clubs, the stages have been carefully designed so they can be shot equally, regardless if you are a indoor or outdoor range.

Each stage description will contain all the dimensions, target descriptions, etc. to make it easy to setup and execute. Similar to the “Stage Of The Month” mini-competitions, scores will be combined and posted, but for the postal match, the winner of each division is based solely on “Best Overall Score”.

We understand some shooters will have access to the match in multiple locations or on multiple dates, we will only post the first attempt at the match (and all scores must come from the same club), to keep things fair. We still encourage you to shoot the match in different divisions, but we will only count the first one toward the standings.



# 2024 1GUN North vs South Shootout

## A Cold Wet Day At The Big House

2 Coins

STAGE

# 1

**STAGE TYPE:** Tailgating in the rain, after your favorite team just won (anywhere in the North), you are attacked by the losing teams fans. Protect your hamburger and fries ...

**START POSITION:**

- Standing in SA-1, gun loaded and holstered, with toes touching the XXs, holding an umbrella in your strong hand and a drink in your support hand.

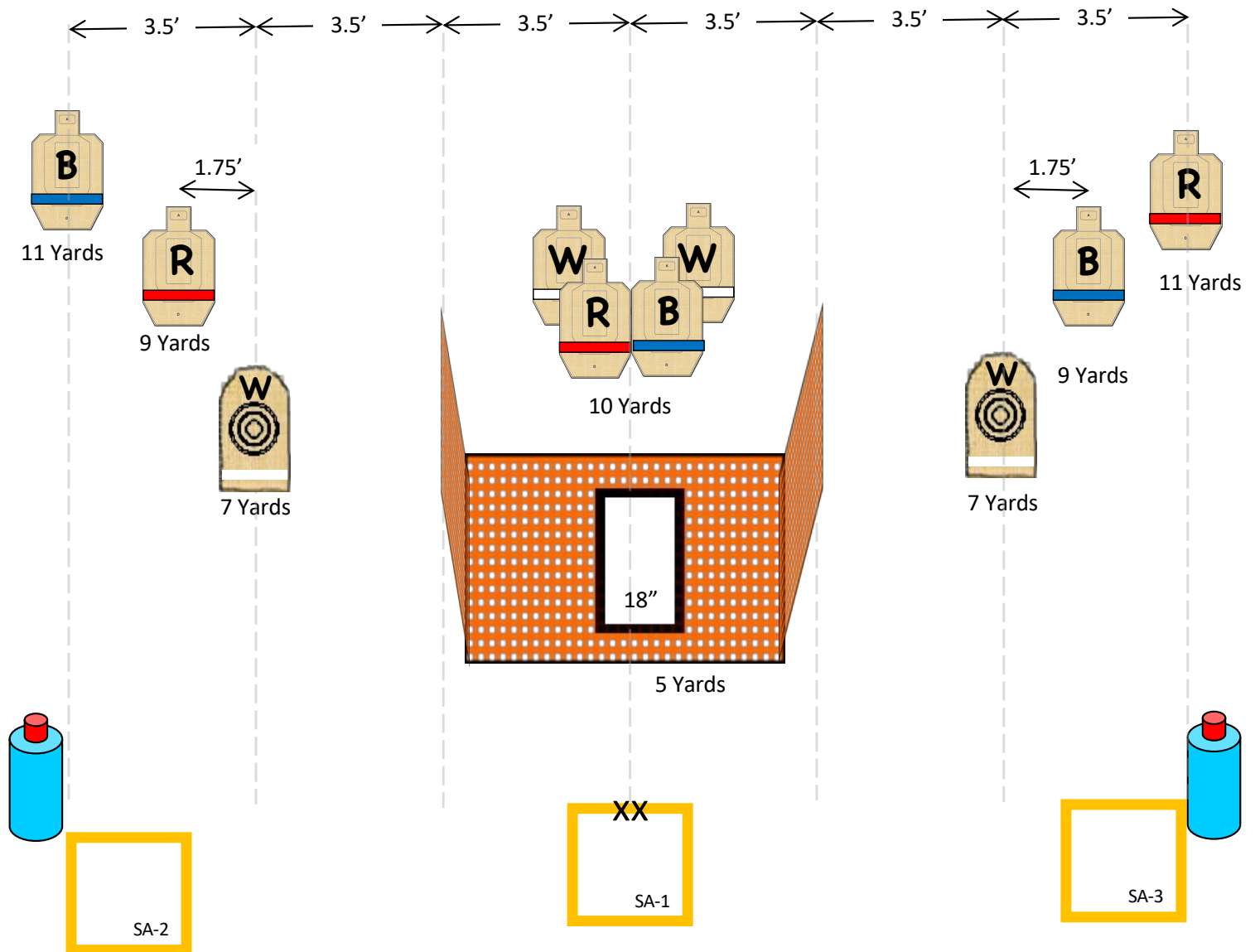
**ROUND COUNT:** 14  
**SCORING:** UNLIMITED  
**TARGETS:** W:4 R/B: 3  
**SCORED HITS:** Best 2 on paper  
**SHOOTING AREAS:** 3  
**RULES:** Latest Rule Book  
**STRINGS:** 1

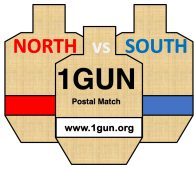
**STAGE PROCEDURE:**

- At the signal, engage all threats as they become available.
- The first coin flip (from either SA-2 or SA-3) determines the threats for the threats in front of you and in the center area.
- The second coin flip (from the other barrel) determines the threats in the last set of targets.

**Center Target Placement:**

The base of the front target's head will be aligned with the base of the A zone of the rear target the the side of the head aligned with the side of the A zone.





# 2024 1GUN North vs South Shootout

## Try That In A Small Town

2 Coins

STAGE  
**2**

**STAGE TYPE:** Hanging out at the local pool on a nice sunny day (anywhere in the South), you are attacked by those anti-tan protestors. Protect your sunscreen and flip-flops ...

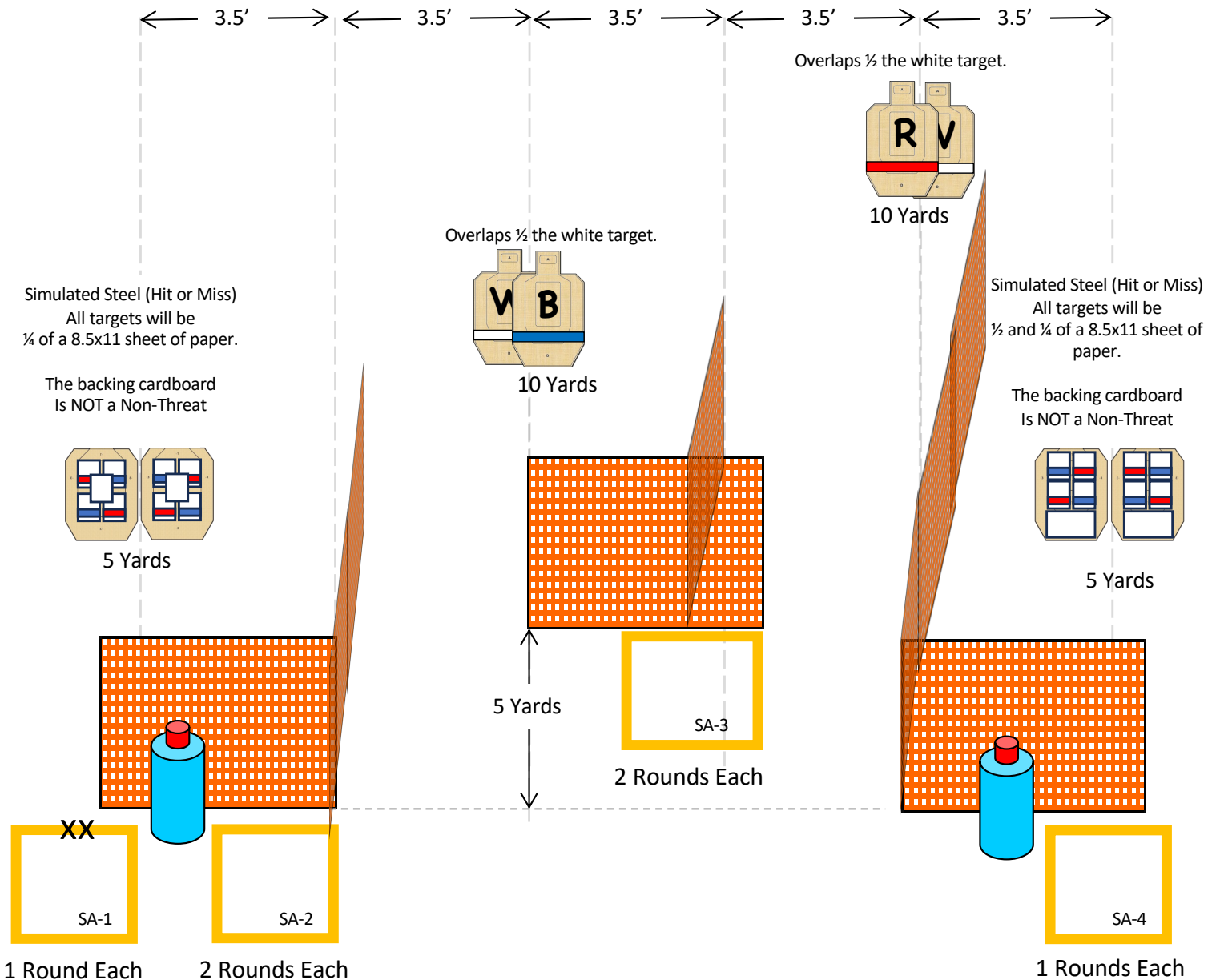
**START POSITION:**

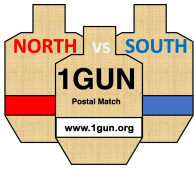
- Standing in SA-1, gun loaded and holstered, with toes touching the XXs, holding your sunscreen in your strong hand and a towel in your left.

**ROUND COUNT:** 18  
**SCORING:** UNLIMITED  
**PAPER TARGETS:** W:2 R/B: 1  
**STEEL TARGETS:** W:4 R/B: 8  
**SCORED HITS:** Best 2 on paper / 1 on steel  
**SHOOTING AREAS:** 4  
**RULES:** Latest Rule Book  
**STRINGS:** 1

**STAGE PROCEDURE:**

- At the signal, engage all threats from the shooting areas based on 1GUN rules.
- TWO Mandatory reloads are required between the first target and the last target.





# 2024 1GUN North vs South Shootout

## Back To The Basics

STAGE

# 3

1 Coin

**STAGE TYPE:** Standards based

**START POSITION:**

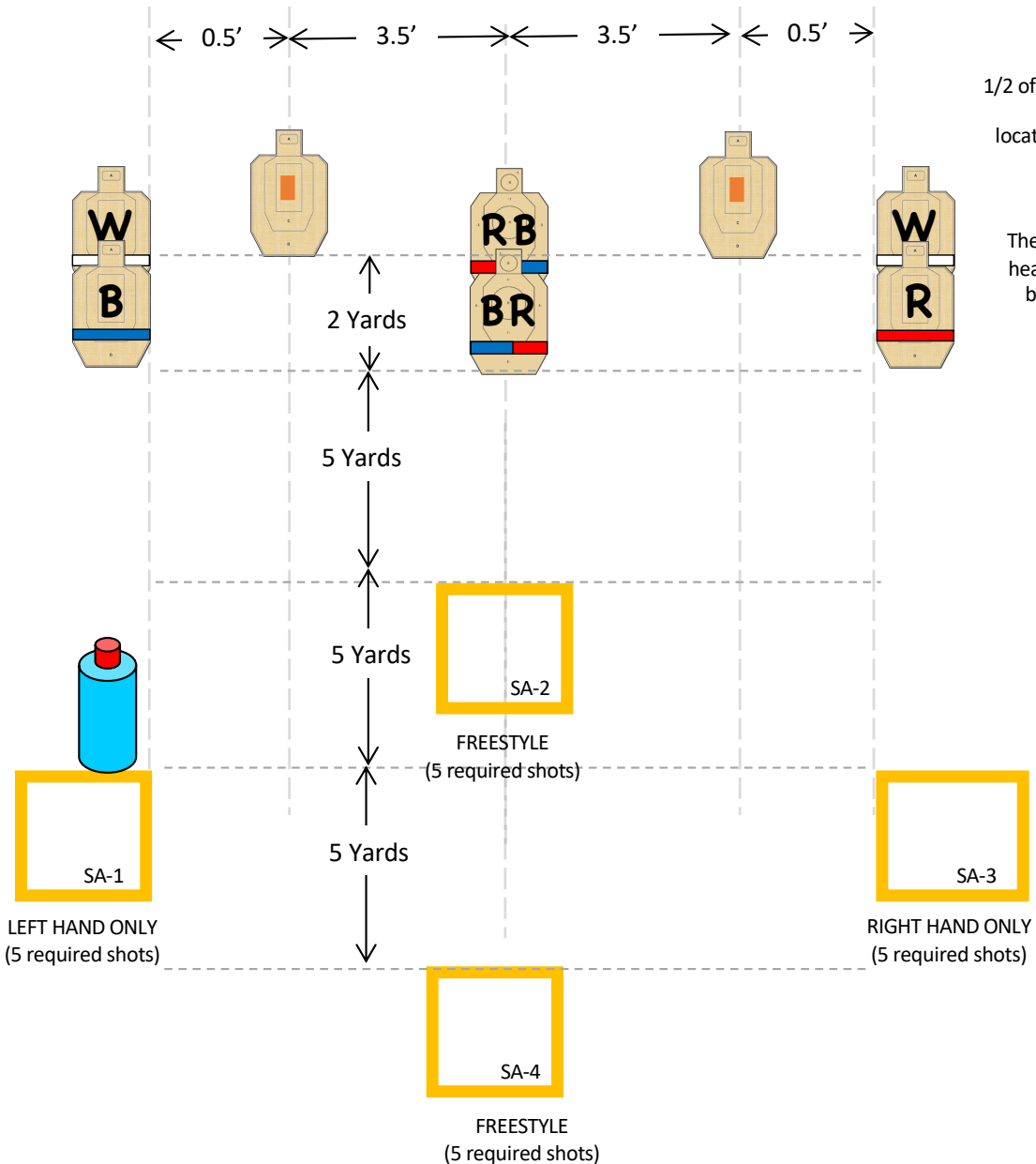
- Standing at the SA-1, gun UNLOADED and holstered, all loading devices on the barrel, and hands behind your back.

**STAGE PROCEDURE:**

- At the signal, engage all threats with 1 round each from each of the shooting areas based on the following:
  - SA-1 & SA-3, & optional bonus targets, single handed as specified below.
  - SA-2 & SA-4, freestyle
- Mandatory reloads are required between shooting areas.

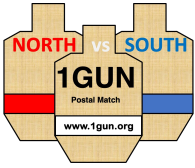
**ROUND COUNT:** 20  
**SCORING:** UNLIMITED  
**PAPER TARGETS:** W:2 R/B: 3  
**SCORED HITS:** Best 4 on paper  
**SHOOTING AREAS:** 4  
**RULES:** Latest Rule Book  
**STRINGS:** 1

**BONUS Target:** 2 second off per target hit. Only 1 hit per bonus target is allowed. Backing cardboard target is a NON-THREAT and will be scored that way.



Bonus targets are 1/2 of a 8.5x11 sheet of paper (or 8.5x5.5) located in the center of the non-threat target.

The base of the front target's head will be aligned with the base of the A zone of the rear target.



# 2024 1GUN North vs South Shootout Walking Down The Street

STAGE

# 4

1 Coin

**STAGE TYPE:** Just walking down the street (any big city), you are attacked by local gang wanting your watch and your life ... save yourself

**START POSITION:**

- Standing at barrel, facing up-range, gun loaded and holstered, with the shooters hands above their shoulders.

**STAGE PROCEDURE:**

- At the signal, turn and engage all threats from the shooting area.
- The center four white threat targets must be taken while moving (i.e. continuous motion during the shot).

**ROUND COUNT:** 16

**SCORING:** UNLIMITED

**PAPER TARGETS:** W:6 R/B: 2

**SCORED HITS:** Best 2 on paper

**SHOOTING AREAS:** 4

**RULES:** Latest Rule Book

**STRINGS:** 1

**NOTE:**

With the exemption of Novice shooters, a penalty must be awarded to any shooter not moving while engaging the center array. Non-classified shooters are by definition Intermediate.

